



Philips Signage Solutions

Professional solutions for the widest range of applications

PHILIPS

SignageSolutions

Make the right impression

Whatever business you are in it always pays to look professional. That is why, when you are choosing signage solutions you want to choose the best. Welcome to Philips Signage Solutions. Making use of leading technologies we have developed the most comprehensive range of displays to create the right impression for your company. Whether you need a highly sophisticated display or if you are on a tight budget, there is a Philips solution that is right for you. The range includes high definition, high brightness models, touch screen and even stunning, large format videowalls. Unique features take performance to a brand new level giving you the finest picture quality and the highest reliability even if you are running a network 24/7. But it is not just the technology that is impressive. We have designed our displays to be simple to use so you can get up and running as soon as possible. Not only that, sleek and slim design makes each one of them a thing of beauty before you even turn them on. Enjoy taking a closer look at what Philips Signage Solutions has to offer.

PHILIPS

Signage*Solutions*

LONDON TODAY
☁️ 19°

BOOK YOUR
CITYTRIP TO
LONDON





SmartCollection

Smart innovations for your signage application

Welcome to the SmartCollection of Philips Signage Solutions. SmartCollection is concentrating on three focus areas to support your signage application; (1) Care for your application and environment, (2) Innovative and meaningful innovations leveraging on proven competences in cloud based solutions and (3) Impactful features to impress your audience. SmartCollection bundles many smart features to help you build the perfect eco-system for your signage application. Check out which is most suitable for you...

- Q-line. Affordable signage with priceless performance.** 6
Entry-level display with crystal clear picture performance for everyday use. Highly reliable, also very easy to use – simply plug in a USB in and you're good to go.
- E-line. Make your sales messages come alive.** 8
High tech but affordable solutions that create the most stunning impression. Slim and stylish and features many innovations like Smart Insert and Smart Control.
- V-line. Displays with the Wow! factor built-in.** 10
Astonishing picture quality and elegant design make V-line perfect for business use. High brightness, anti-glare technologies can be used in a variety of environments while Open Pluggable Specification (OPS) makes setup and maintenance a cinch.
- Videowall. Stop your customers in their tracks.** 12
Zero bezel displays for seamless videowalls of virtually any size. The automatic matrix function makes setup fast and efficient while special color calibration software makes color and image adjustment easy and accurate.
- Multi-touch. Interact with your customers more than ever before.** 14
Multiple touch-point displays open up new possibilities for interactive POS/POI marketing. Ground breaking technology allows more customers to do more things with your creative marketing programs.
- 3D. Now everyone can enjoy 3D – without the glasses!** 15
Innovative glasses-free 3D displays that grab the attention of passers-by. Thanks to technology pioneered by Philips these screens let you add an extra dimension to your sales or infotainment presentations.

Ultimate Smart Signage experience

Priceless performance for any application

Deliver startlingly clear images in a more eco-friendly way with the edge LED display. High on performance and reliability, yet low on power consumption, it is ideal for projects where no compromise is accepted.

Benefits

- Full HD LED technology for brilliant images
- SmartSignage dynamic open digital signage platform
- Connect your display and start sharing with SmartConnect
- Perfect simple SmartCMS solution
- Schedule what you want, when you want with SmartPlayer
- SmartPower for energy saving
- Control and manage your network with SmartControl



Technical specifications Q-line series

	BDL3220QL	BDL4220QL	BDL4620QL	BDL5520QL
				
General				
Model	32" Basic Signage Solution	42" Basic Signage Solution	46" Basic Signage Solution	55" Basic Signage Solution
Picture Display				
Diagonal Size	31,5 inch / 80 cm	42 inch / 106.7 cm	46 inch / 116.8 cm	55 inch / 140 cm
Backlight Type	Edge LED	Edge LED	Edge LED	Edge LED
Panel Technology	AMVA	AMVA	AMVA	IPS
Resolution	1920 x 1080 p	1920 x 1080p	1920 x 1080p	1920 x 1080 p
Brightness	350 cd/m ²	350 cd/m ²	350 cd/m ²	350 cd/m ²
Contrast Ratio	3000:1	3000:1	4000:1	1400:1
Dynamic CR	500,000:1	500,000:1	500,000:1	500,000:1
Response Time	6.5 ms	6.5 ms	8 ms	8 ms
Aspect Ratio	16:9	16:9	16:9	16:9
Viewing Angle (HxV)	178° x 178°	178° x 178°	178° x 178°	178° x 178°
Pixel Pitch	0.12125 x 0.36375 mm	0.16 x 0.48 mm	0.18 x 0.53 mm	0.63 x 0.63 mm
Display Colors	16.7 M	16.7	16.7 M	16.7 M
SmartCollection	Smart Power, Smart Player, Smart CMS, Smart Connect, Smart Signage, Smart Control	Smart Power, Smart Player, Smart CMS, Smart Connect, Smart Signage, Smart Control	Smart Power, Smart Player, Smart CMS, Smart Connect, Smart Signage, Smart Control	Smart Power, Smart Player, Smart CMS, Smart Connect, Smart Signage, Smart Control
Energy Efficiency				
Mains Power	100 ~ 240VAC, 50~60 Hz	100 ~ 240VAC, 50~60 Hz	100 ~ 240VAC, 50~60 Hz	100 ~ 240VAC, 50~60 Hz
Consumption	36 W (EnergyStar 6.0 Test Method)	55 W (EnergyStar 6.0 Test Method)	60 W (EnergyStar 6.0 Test Method)	70 W (EnergyStar 6.0 Test Method)
Standby Mode	<0.5W	<0.5W	<0.5W	<0.5W
Connectivity				
Video	input	1x HDMI, 1x VGA, 1x DVI-D, 1x USB 2.0, 1x Composite (share with YPbPr)	1x HDMI, 1x VGA, 1x DVI-D, 1x USB 2.0, 1x Composite (share with YPbPr)	1x HDMI, 1x VGA, 1x DVI-D, 1x USB 2.0, 1x Composite (share with YPbPr)
	output	N/A	N/A	N/A
Audio	input	1x RCA jack, 1x 3.5 mm jack	1x RCA jack, 1x 3.5 mm jack	1x RCA jack, 1x 3.5 mm jack
	output	1x SPDIF, 1x 3.5 mm jack	1x SPDIF, 1x 3.5 mm jack	1x SPDIF, 1x 3.5 mm jack
	Internal speakers	2x 5 W RMS	2x 7W RMS	2x 7W RMS
Control				
	RS232 (in/out via 2.5 mm jack), RJ-45, HDMI CEC, IR (in/out via 3.5 mm jack)	RS232 (in/out via 2.5 mm jack), RJ-45, HDMI CEC, IR (in/out via 3.5 mm jack)	RS232 (in/out via 2.5 mm jack), RJ-45, HDMI CEC, IR (in/out via 3.5 mm jack)	RS232 (in/out via 2.5 mm jack), RJ-45, HDMI CEC, IR (in/out via 3.5 mm jack)
Physical Specifications				
Set Dimensions (WxHxD)	745.0 (W) x 439.5 (H) x 39.8 (D) mm	980.4 (W) x 572.9 (H) x 38.5 (D) mm	1068.0 (W) x 622.5 (H) x 38.8 (D) mm	1264.7 (W) x 735.5 (H) x 42.8 (D)mm
Display Weight	6.5 kg	11.9 kg	13.7 kg	17.9 kg
Bezel Width	19 mm	19.7 mm	19.7 mm	24 mm
VESA Mount	200 x 100 mm	400 x 400mm	400 x 400mm	400 x 400mm
Table Stand (optional)	BM02541	BM02542	BM02542	BM02542
Convenience				
Service & Warranty	3 years	3 years	3 years	3 years
Screen Saving Functions	Low Bright	Low Bright	Low Bright	Low Bright
Green Approvals	Lead Free, RoHS compliant	Lead Free, RoHS compliant	RoHS compliant	Energystar 6.0, Lead Free, RoHS compliant



Professional Signage Solution

Impress and involve your customers

Make your marketing messages come alive with the startling clarity of E-line solutions. Designed for 24/7 day-in day-out performance. The eye-catching and sustainable design fits perfectly in any retail environment. What's more, with the E-line you can look forward to lowering your TCO and maximize your ROI.




Benefits

- Full HD LED technology for brilliant images
- Designed for 24/7 operation
- Maximum flexibility with Smart Insert & OPS
- Keep your content up and running with Failover
- Low total cost of ownership
- D-image for clinical review
- Smart Power for an eco-friendly performance
- Control and manage your network with SmartControl

Technical specifications E-line series

	BDL3250EL	BDL4250EL/BDL4252EL	BDL4650EL/BDL4652EL	BDL5551EL	BDL6520EL
					
General					
Model	32" Professional Signage Solution	42" Professional Signage Solution	46" Professional Signage Solution	55" Professional Signage Solution	65" Professional Signage Solution
Display					
Diagonal Size	31.55 inch / 80 cm	42.02 inch / 107 cm	46 inch / 117 cm	54.6 inch / 139 cm	64.5 inch / 164 cm
Backlight Type	E-LED	E-LED	E-LED	E-LED	E-LED
Panel Technology	IPS	IPS	AMVA	IPS	AMVA
Resolution	1920x1080p	1920x1080p	1920x1080p	1920x1080p	1920x1080p
Brightness	400 cd/m ²	450 cd/m ²	500 cd/m ²	450 cd/m ²	360 cd/m ²
Contrast Ratio	1400:1	1300:1	4000:1	1300:1	4000:1
Dynamic CR	500,000:1	500,000:1	500,000:1	500,000:1	500,000:1
Response Time	8 ms	12 ms	6.5 ms	12 ms	8 ms
Aspect Ratio	16:9	16:9	16:9	16:9	16:9
Viewing Angle	178° x 178°	178° x 178°	178° x 178°	178° x 178°	178° x 178°
Pixel Pitch	0.36 x 0.36 mm	0.4845 x 0.4845 mm	0.18 x 0.53 mm	0.21 x 0.63 mm	0.74 x 0.74 mm
Display Colors	16.7 M	1073.7 M	1073.7 M	1073.7 M	1073.7 M
Placement	Portrait, Landscape	Portrait, Landscape	Portrait, Landscape	Portrait, Landscape	Portrait, Landscape
SmartCollection					
Smart Control, Smart Insert, Failover, D-Image	Smart Control, Smart Insert, D-Image	Smart Control, Smart Insert, Failover, D-Image, Also available with OPS Slot (type number: BDL4252EL)	Smart Control, Smart Insert, Failover, D-Image, Available with OPS Slot (type number: BDL4652EL)	Smart Control, Smart Insert, OPS, USB playback, Failover, D-Image	Smart Insert, OPS, Freeze function
Energy Efficiency					
Energy Saving Functions	Smart Power, Power Saving	Smart Power	Smart Power	Smart Power	Smart Power
Mains Power	100 ~ 240 VAC, 50 ~ 60 Hz	100 ~ 240 VAC, 50 ~ 60 Hz	100 ~ 240 VAC, 50 ~ 60 Hz	100 ~ 240 VAC, 50 ~ 60 Hz	100 ~ 240 VAC, 50 ~ 60 Hz
Consumption	42W (EnergyStar 6.0 Test Method)	81 W (EnergyStar 6.0 Test Method)	67W (EnergyStar 6.0 Test Method)	115 W Typ.	250 W Typ.
Standby Mode	<0.5 W	<0.5 W	<0.5 W	<0.5 W	<0.5 W
Connectivity					
Video	input	1x VGA, 1x DVI-D, 1x Display port, 1x Composite, 1x Component, 1x HDMI	1x VGA, 1x DVI-D, 1x Display port, 1x Composite, 1x Component, 1x HDMI	1x VGA, 1x DVI-D, 1x Display port, 1x Composite, 1x Component, 1x HDMI	1x VGA, 1x DVI-D, 1x Composite, 1x Component, 1x HDMI, 1x S-Video
	output	1x DVI-I, 1x VGA (via DVI-I)	1x DVI-I, 1x VGA (via DVI-I)	1x DVI-I, 1x VGA (via DVI-I)	1x VGA, 1x Composite
Audio	input	1x 3.5mm jack, 1x Audio L/R (RCA)	1x 3.5mm jack, 1x Audio L/R (RCA)	1x 3.5mm jack, 1x Audio L/R (RCA)	1x 3.5mm jack, 1x Audio L/R (RCA)
	output	1x Audio L/R (RCA), 1x external speaker terminal	1x Audio L/R (RCA), 1x external speaker terminal	1x Audio L/R (RCA), 1x external speaker terminal	1x Audio L/R (RCA), 1x external speaker terminal
Internal Speakers	2x 10W (RMS)	2x 10W (RMS)	2x 10W (RMS)	2x 10W (RMS)	2x 10W (RMS)
Control					
	RS232 in/out, 1x RJ45, One wire (HDMI), Ir-out	RS232 in/out, 1x RJ45, One wire (HDMI), Ir-out	RS232 in/out, 1x RJ45, One wire (HDMI), Ir-out	RS232 in/out, 1x RJ45, One wire (HDMI), Ir-out, OPS	RS232 in/out, RJ45,
Physical Specifications					
Set Dimensions (WxHxD)	750.2x444.6x69 mm	965.8x558.8x69 mm	1052.7x607.3x69 mm	1244.4 x 715.2 x 69 mm	1552 x 927.1 x 93 mm
Display Weight	11.4 Kg	18.3 Kg	22 Kg	30.6 Kg	52 Kg
Bezel Width	24.4 mm	15.8 mm	15.8 mm	15.8 mm	59 mm
VESA Mount	400x200 mm	400x200, 200x200 mm	400x400, 400x200, 200x200 mm	400x400, 400x200, 200x200 mm	600x400 mm
Smart Insert Mount	100x100 mm	200x100, 200x100mm	100x100, 200x100mm	100x100, 200x100mm	100x100 mm
Table Stand (optional)	BM03241	BM05462	BM05462	BM05462	N/A
Convenience					
Service & Warranty	3 years	3 years	3 years	3 years	3 years
Screen Saving Functions	Pixel Shift, Low Bright	Pixel Shift, Low Bright	Pixel Shift, Low Bright	Pixel Shift, Low Bright	Anti Image Sticking/Retention
Green approvals	(Energy Star), Lead free, RoHS compliant	(Energy Star), Lead free, RoHS compliant	(Energy Star), Lead free, RoHS compliant	Lead free, RoHS compliant	Lead free, RoHS compliant

BDL4235DL

42" Professional Signage Solution
41.92 inch / 106.467 cm
D-LED
IPS
1920x1080p
400 cd/m ²
1000:1
500,000:1
6 ms
16:9
178° x 178°
0.4833 x 0.4833 mm
1073.7 M
Portrait, Landscape
PD look (same design as BDL4245E), SmartPlayer (USB Playback), SmartConnect (DLNA), Smart Control, SmartSignage, SmartCMS (optional)
Smart Power
100 ~ 240 VAC, 50 ~ 60 Hz
51.5 W (EnergyStar 6.0 Test Method)
<0.5 W
1x HDMI, 1x VGA, 1x YPbPr, 1x DVI-D, 1x USB 2.0, 1x composite (share with YPbPr)
No
1x RCA jack, 1x 3.5 jack
1x SPDIF, 1x 3.5 jack
2x 7 W (RMS)
RS232 daisy-chain, RJ-45, HDMI CEC, IR loop-through
991.6x584x113.9 mm
15.21 Kg
28.5 mm
400x200, 200x200
No
BM04642
3 years
Pixel Shift, Low Bright
Lead free, RoHS compliant



High-End Signage Solution

Displays with the Wow! factor built-in

In the most demanding environments, performance matters. You need a display that will captivate your audience. The stunning picture quality and sophisticated slim and lightweight design is ideally suited for transportation and corporate environments to get your message across both effectively and professionally.

Benefits

- High-end Edge LED panel performance
- Anti-glare and high brightness for clearer images
- Slim & lightweight design for a stylish look and easy installation
- D-image for clinical review
- Smart power for saving energy
- Keep your content up and running with Failover
- Control and manage your network with SmartControl
- Schedule what you want, when you want with SmartPlayer



Technical specifications V-line series


	BDL4271VL	BDL4671VL	BDL5571VL	
				
General				
Model	42" High-End Solution	46" High-End Solution	55" High-End Solution	
Display				
Diagonal Size	42 inch / 106.7 cm	46 inch / 116.8 cm	54.6 inch / 139cm	
Backlight Type	Edge LED	Edge LED	Edge LED	
Panel Technology	IPS	AMVA	IPS	
Resolution	1920 x 1080p	1920 x 1080p	1920 x 1080p	
Brightness	700 cd/m ²	700 cd/m ²	700 cd/m ²	
Contrast Ratio	1300:1	4000:1	4000:1	
Dynamic CR	500,000:1	500,000:1	500,000:1	
Response Time	12 ms	6.5 ms	N/A	
Aspect Ratio	16:9	16:9	16:9	
Viewing Angle	178° x 178°	178° x 178°	178° x 178°	
Pixel Pitch	0.4845 x 0.4845 mm	0,18 x 0,18 mm	N/A	
Display Colors	1073.7 M	1073.7 M	1073.7 M	
Placement	Portrait, Landscape	Portrait, Landscape	Portrait, Landscape	
SmartCollection	Smart Control, Smart Insert, OPS, SmartPlayer, Fallover, D-Image	Smart Control, Smart Insert, OPS, SmartPlayer, Fallover, D-Image	Smart Control, Smart Insert, OPS, SmartPlayer, Fallover, D-Image	
Energy efficiency				
Energy Saving Functions	Power Saving, Smart Power	Power Saving, Smart Power	Power Saving, Smart Power	
Mains Power	100 ~ 240 VAC, 50 ~ 60 Hz	100 ~ 240 VAC, 50 ~ 60 Hz	100 ~ 240 VAC, 50 ~ 60 Hz	
Consumption	91 W (EnergyStar 6.0 Test Method)	79 W (EnergyStar 6.0 Test Method)	N/A	
Standby Mode	< 0.5W	< 0.5W	< 0.5W	
Connectivity				
Video	input	1xVGA, 1x DVI-D, 1x Display port, 1x Composite, 1x Component, 1x HDMI	1xVGA, 1x DVI-D, 1x Display port, 1x Composite, 1x Component, 1x HDMI	1xVGA, 1x DVI-D, 1x Display port, 1x Composite, 1x Component, 1x HDMI
	output	1x DVI-I, 1xVGA (via DVI-I)	1x DVI-I, 1xVGA (via DVI-I)	1x DVI-I, 1xVGA (via DVI-I)
Audio	input	1x 3.5 mm jack, 1x Audio L/R (RCA)	1x 3.5 mm jack, 1x Audio L/R (RCA)	1x 3.5 mm jack, 1x Audio L/R (RCA)
	output	1x Audio L/R (RCA), 1x external speaker terminal	1x Audio L/R (RCA), 1x external speaker terminal	1x Audio L/R (RCA), 1x external speaker terminal
	Internal speakers	2x 10W (RMS)	2x 10W (RMS)	2x 10W (RMS)
Control				
	RS232 in/out, 1x RJ45, One wire (HDMI), Ir-out	RS232 in/out, 1x RJ45, One wire (HDMI), Ir-out	RS232 in/out, 1x RJ45, One wire (HDMI), Ir-out	
Physical Specifications				
Set Dimensions (WxHxD)	965.8 x 558.8 x 69 mm	1052.7 x 607.3 x 69 mm	1244.4 x 715.2 x 69 mm	
Display Weight	18.3 Kg	22.0 Kg	30.6 Kg	
Bezel Width	15.8 mm	15.8 mm	N/A	
VESA Mount	400 x 200, 200 x 200 mm	400 x 400, 400 x 200, 200 x 200 mm	400 x 400, 400 x 200, 200 x 200 mm	
Smart Insert Mount	100x100 mm	100x100 mm	100x100 mm	
Table Stand (optional)	BM05462	BM05462		
Convenience				
Service & Warranty	3 years	3 years	3 years	
Screen Saving Functions	Pixel Shift, Low Bright	Pixel Shift, Low Bright	Pixel Shift, Low Bright	
Green approvals	(Energy Star) Lead free, RoHS compliant	(Energy Star) Lead free, RoHS compliant	(Energy Star) Lead free, RoHS compliant	



Videowall Solution

Stop your customers in their tracks

Think big. Think style. Think power. The Philips zero-bezel displays can be used in virtually any videowall setup to get your message across loud and clear. A host of advanced solutions make configuration fast, maintenance easy and performance simply outstanding. Moreover Philips is the technology leader in glasses-free 3D and multi-user touch videowall solutions.



Benefits

- Ultra thin bezel design for seamless videowall solutions
- Matrix function for fast setup
- Advanced colour calibration kit available
- Control and manage your network
- Edge finishing kit available & alignment installation
- Smart power for saving energy

Technical specifications Videowall series

	BDL4678XL	BDL4677XH	BD5586XL	BD5586XH
				
General				
Model	46" Ultra Slim Bezel Solution	46" Ultra Slim Bezel Solution	55" Ultra Slim Bezel Solution	55" Ultra Slim Bezel Solution
Display				
Diagonal Size	46 inch / 117 cm	46 inch / 117 cm	54.6 inch / 138.7 cm	54.6 inch / 138.7 cm
Backlight Type	D-LED	D-LED	D-LED	D-LED
Panel Technology	AMVA	AMVA	IPS	IPS
Resolution	1920 x 1080p	1920 x 1080p	1920 x 1080p	1920 x 1080p
Brightness	500 cd/m ²	700 cd/m ²	500 cd/m ²	800 cd/m ²
Contrast Ratio	3500:1	3500:1	1400:1	1400:1
Dynamic CR	500,000:1	500,000:1	500,000:1	500,000:1
Response Time	8 ms	8 ms	10 ms	10 ms
Aspect Ratio	16:9	16:9	16:9	16:9
Viewing Angle	178° x 178°	178° x 178°	178° x 178°	178° x 178°
Pixel Pitch	0.53 x 0.53 mm	0.53 x 0.53 mm	0.63 x 0.63 mm	0.63 x 0.63 mm
Display Colors	16.7M	16.7M	1.06 B	1.06 B
Placement	Portrait, Landscape	Portrait, Landscape	Portrait, Landscape	Portrait, Landscape
SmartCollection	5x5 tiled matrix, Edge Alignment Kit, OPS Slot, Color Calibration Kit	5x5 tiled matrix, Edge Alignment Kit, OPS Slot, Color Calibration Kit	5x5 tiled matrix, Edge Alignment Kit, OPS Slot, Color Calibration Kit	5x5 tiled matrix, Edge Alignment Kit, OPS Slot, Color Calibration Kit
Energy Efficiency				
Energy Saving Functions	Smart Power	Smart Power	Smart Power	Smart Power
Mains Power	90 ~ 240 VAC, 50 ~ 60 Hz	90 ~ 240 VAC, 50 ~ 60 Hz	90 ~ 240 VAC, 50 ~ 60 Hz	90 ~ 240 VAC, 50 ~ 60 Hz
Consumption	95W	141 W Typ.	210 W Typ/105.6 EPA 6.0	240 W Typ
Standby Mode	< 0.5W	< 0.5W	< 0.5W	< 0.5W
Connectivity				
Video	input	1x VGA, 1x DVI-D, 1x DP, 1x Component, 1x HDMI	1x VGA, 1x DVI-D, 1x DP, 1x Component, 1x HDMI	1x VGA, 1x DVI-D, 1x DP, 1x Component, 1x HDMI
	output	1x DVI-D, VGA	1x DVI-D, VGA	1x DVI-D, VGA
Audio	input	1x 3.5mm jack, 1x Audio L/R (RCA)	1x 3.5mm jack, 1x Audio L/R	1x 3.5mm jack, 1x Audio L/R (RCA)
	output	1x Audio L/R (RCA), 1x external speakers terminal	1x Audio L/R (RCA), 1x external speakers terminal	1x Audio L/R (RCA), 1x external speakers terminal
	Internal Speakers	2x 10W (RMS)	2x 10W (RMS)	2x 10W (RMS)
Control	RS232 in/out, 1x RJ45, IR in/out	RS232 (in/out), 1x RJ45, IR (in/out)	RS232 (in/out), 1x RJ45, IR (in/out)	RS232 (in/out), 1x RJ45, IR (in/out)
Physical Specifications				
Set Dimensions (WxHxD)	1023.98 x 578.57 x 125.7 mm	1023.98 x 578.57 x 108.1 mm	1215.2 x 686.0 x 121.2	1215.2 x 686.0 x 121.2
Display Weight	23 Kg	23 Kg	36 Kg	36 Kg
Bezel Width	5.9 mm (A to A)	5.9 mm (A to A)	5.6 mm (A to A)	5.6 mm (A to A)
VESA Mount	400x200, 200x200 mm	400x200, 200x200 mm	400x400 mm	400x400 mm
Smart Insert Mount	N/A	N/A	N/A	N/A
Table Stand (optional)	BM05462	BM05462	BM05462	BM05462
Convenience				
Service & Warranty	3 years	3 years	3 years	3 years
Screen Saving Functions	Anti Image Sticking/Retention	Anti Image Sticking/Retention	Anti Image Sticking/Retention	Anti Image Sticking/Retention
Green approvals	Energy Star, Lead free, RoHS compliant	Energy Star, Lead free, RoHS compliant	Lead free, RoHS compliant	Energy Star, Lead free, RoHS compliant



Interactive Signage Solutions

Interact with your customers more than ever before




Enjoy amazing functionality with the World's largest touch range. More flexibility and optimum performance coupled with excellent operability opportunities give you the ultimate in user interaction. There's no limit to the possibilities in the areas of education, retail and corporate.



Benefits

- Supreme audience interaction with the widest Multi-Touch range
- Optical, multi-touch technology
- Smart Power for energy saving
- HID compliant, plug and play touch
- 5 simultaneous touchpoints
- Compatible with Windows 8, Windows 7, Vista, XP, Mac OS and Linux

Technical specifications Multi-touch series

	BDL4254ET	BDL5554ET	BDL6524ET	
				
General				
Model	42" Professional Signage Solution	55" Professional Signage Solution	65" Professional Signage Solution	
Display				
Diagonal Size	42 inch / 106.7 cm	54.6 inch / 138.7 cm	64.5 inch / 163.9 cm	
Touch Technology	Optical Imaging	Optical Imaging	Optical Imaging	
Touch Points	5 Touch Points	5 Touch Points	5 Touch Points	
Back Light Type	E-LED	E-LED	E-LED	
Panel Technology	IPS	IPS	AMVA	
Resolution	1920x1080p	1920 x 1080p	1920 x 1080p	
Brightness	450 cd/m ²	450 cd/m ²	360 cd/m ²	
Contrast Ratio	1300:1	1300:1	4000:1	
Dynamic CR	500,000:1	500,000:1	500,000:1	
Response Time	12 ms	12 ms	8 ms	
Aspect Ratio	16:9	16:9	16:9	
Viewing Angle	178° x 178°	178° x 178°	178° x 178°	
Pixel Pitch	0.485 x 0.485 mm	0.63 x 0.63 mm	0.74 x 0.74 mm	
Display Colors	1.06 B	1.06 B	1.07 B	
Placement	Portrait, Landscape	Portrait, Landscape	Portrait, Landscape	
SmartCollection				
	Plug & Play Touch, HID Compliant, Smart Insert, OPS	Plug & Play Touch, HID Compliant, Smart Insert, OPS	Plug & Play Touch, HID Compliant, Smart Insert, OPS	
Energy Efficiency				
Energy Saving Functions	Smart Power	Smart Power	Smart Power	
Mains Power	90 ~ 240VAC, 50 ~ 60 Hz	90 ~ 240VAC, 50 ~ 60 Hz	90 ~ 240VAC, 50 ~ 60 Hz	
Consumption	120 Typ	140 Typ	250 Typ	
Standby Mode	< 0.5W	< 0.5W	< 0.5W	
Connectivity				
Video	input	1x VGA, 1x DVI-D, 1x Composite, 1x Component, 1x HDMI, 1x Display Port	1x VGA, 1x DVI-D, 1x Composite, 1x Component, 1x HDMI, 1x Display Port	1x VGA, 1x DVI-D, 1x Composite, 1x Component, 1x HDMI, 1x Display Port
	output	1x DVI-I	1x DVI-I	1x VGA, 1x Composite
Audio	input	1x 3.5mm jack, 1x Audio L/R (RCA)	1x 3.5mm jack, 1x Audio L/R (RCA)	1x 3.5mm jack, 1x Audio L/R (RCA)
	output	1x Audio L/R (RCA), 1x external speaker terminal	1x Audio L/R (RCA), 1x external speaker terminal	1x Audio L/R (RCA), 1x external speaker terminal
	Internal Speakers	2x 10W (RMS)	2x 10W (RMS)	2x 10W (RMS)
Control				
	RS232 in/out, 1x RJ45	RS232 in/out, 1x RJ45	RS232 in/out, 1x RJ45	
Physical Specifications				
Set Dimensions (WxHxD)	976.16 x 569.5 x 79.8 mm	1262.8 x 733.8 x 84 mm	1554 x 929 x 110 mm	
Display Weight	24 Kg	43.5 Kg	65.6 Kg	
Bezel Width	19.5 mm	39.3 mm	60.7 mm	
VESA Mount	400x200, 200x200	400x400, 400x200	600x400	
Smart Insert Mount	100x100, 200x100 mm	100x100, 200x100 mm	100x100, 200x100 mm	
Table Stand (optional)	BM05462	BM05462	N/A	
Convenience				
Service & Warranty	3 years	3 years	3 years	
Screen Saving Functions	Anti Image Sticking/Retention	Anti Image Sticking/Retention	Anti Image Sticking/Retention	
Green approvals	Lead free, RoHS compliant	Lead free, RoHS compliant	Lead free, RoHS compliant	



Glasses-Free 3D Solution

3D made simple: NO glasses needed


Add an extra dimension to your professional presentations and amaze your audience with Philips glasses-free 3D displays. Thanks to our revolutionary lenticular technology you don't need to wear glasses to register the 3D effect. All in all it is a way of getting a whole new experience while offering a much more entertaining time to viewers located in surroundings such as museums, flagship stores and point-of-sale advertising.



Benefits

- No need for special 3D glasses
- Ultra HD technology for true immersive experience
- Autostereoscopic lenticular technology gives presentations a new dimension
- Extraordinary 3D display quality with 150° viewing angle
- Integrated rendering core for full control over the depth effect of the picture
- Multiple users experience at the same time
- Full brightness, full contrast, true colour representation

Technical specifications 3D Display series

BDL5071VS	
	
General	
Model	50" Ultra HD Glasses-free 3D Solution
Display	
Diagonal Size	50 inch / 117 cm
Backlight Type	E-LED
Resolution	3840x2160 p
Brightness	450 cd/m2
Contrast Ratio	5000:1
Response Time	6.5 ms
Aspect Ratio	16:9
Viewing Angle	150° x 150°
Pixel Pitch	0.955 x 0.2865
Display Colors	1.07 B
Placement	Landscape
SmartCollection	Autostereoscopic 3D, Ultra HD, 28 views, Fixed Lenticular 3D Technology, 28 views
Energy Efficiency	
Mains Power	90 ~ 253 VAC, 50 ~ 60 Hz
Consumption	130 W Typ.
Standby Mode	<0.5 W
Connectivity	
Video input	1x DVI-D
Video output	N/A
Audio input	N/A
Audio output	N/A
Internal speakers	2x 10 W (RMS)
Control	
	N/A
Physical Specifications	
Set Dimensions (WxHxD)	1160 x 680 x 100 mm
Display Weight	45 kg
Bezel Width	22 mm
VESA Mount	400x400
Smart Insert Mount	N/A



More info: www.philips.com/signagesolutions
Mail: signagesolutions.philips@mmd-p.com

© 2014 Koninklijke Philips N.V.
All rights reserved. Reproduction in whole or in parts is prohibited
without prior consent from the copyright owner.
EMEA January 2014